


たしざんを なぞって こたえをかきましょう。




3 + 4 = 7

Tracing guide for the number 3: stroke 1 is a curve from top to bottom, stroke 2 is a horizontal line across the middle.

Tracing guide for the number 4: stroke 1 is a diagonal line from top-left to bottom-right, stroke 2 is a vertical line from top to bottom.

Tracing guide for the number 7: stroke 1 is a horizontal line from left to right, stroke 2 is another horizontal line from left to right below the first.




5 + 3 = 8

Tracing guide for the number 5: stroke 1 is a vertical line from top to bottom, stroke 2 is a horizontal line across the top.

Tracing guide for the number 3: stroke 1 is a curve from top to bottom, stroke 2 is another curve from top to bottom.

Tracing guide for the number 8: stroke 1 is a horizontal line from left to right, stroke 2 is another horizontal line from left to right below the first.




2 + 2 = 4

Tracing guide for the number 2: stroke 1 is a curve from top to bottom, stroke 2 is a horizontal line across the middle.

Tracing guide for the number 4: stroke 1 is a diagonal line from top-left to bottom-right, stroke 2 is a vertical line from top to bottom.

Tracing guide for the number 8: stroke 1 is a horizontal line from left to right, stroke 2 is another horizontal line from left to right below the first.



5 + 1 = 6

Tracing guide for the number 5: stroke 1 is a vertical line from top to bottom, stroke 2 is a horizontal line across the top.

Tracing guide for the number 6: stroke 1 is a vertical line from top to bottom, stroke 2 is a horizontal line across the middle.

Tracing guide for the number 8: stroke 1 is a horizontal line from left to right, stroke 2 is another horizontal line from left to right below the first.